


Mongoose 184 Jetter Winterization



Drain Water Tank



Check Anti-Freeze Strength



Go to Front Pump Area




Close Tank Valve



Open Anti-Freeze Valve




Bleed Anti-Freeze Through Pump



Go to Rear of Unit



Variable Close Valve



Disconnect Hose



Start Engine



Turn Water On



When Water Turns to Anti-Freeze, Turn Key Off



Connect to Return Anti-Freeze



Start Engine




Turn Water Off for 5 Seconds and Turn Back On



11/11/2011


Turn Variable Valve on for 5 Seconds and Turn Back Off




Turn Key Off



Unit is Anti-Freeze



Returning Anti-Freeze to the Tank




Return to Front of Mongoose



Turn Anti-Freeze Valve Off



Turn Water Tank Valve On



Go to Rear of Unit



Make Sure Connect Hose is to Return Anti-Freeze




Start Engine



Make Sure Water is On



Watch Anti-Freeze Return Line Until Anti-Freeze is Returned



Disconnect Hose



Unit is Ready to Use!

